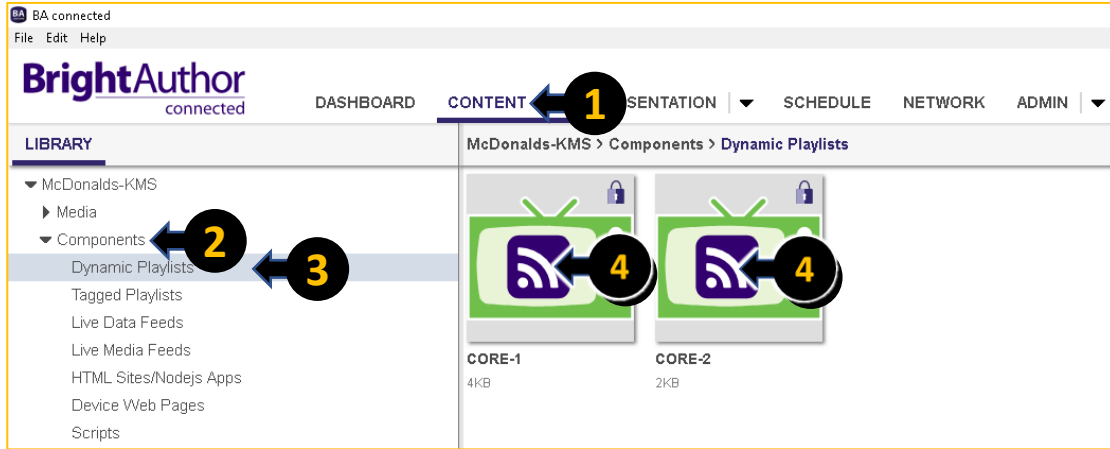


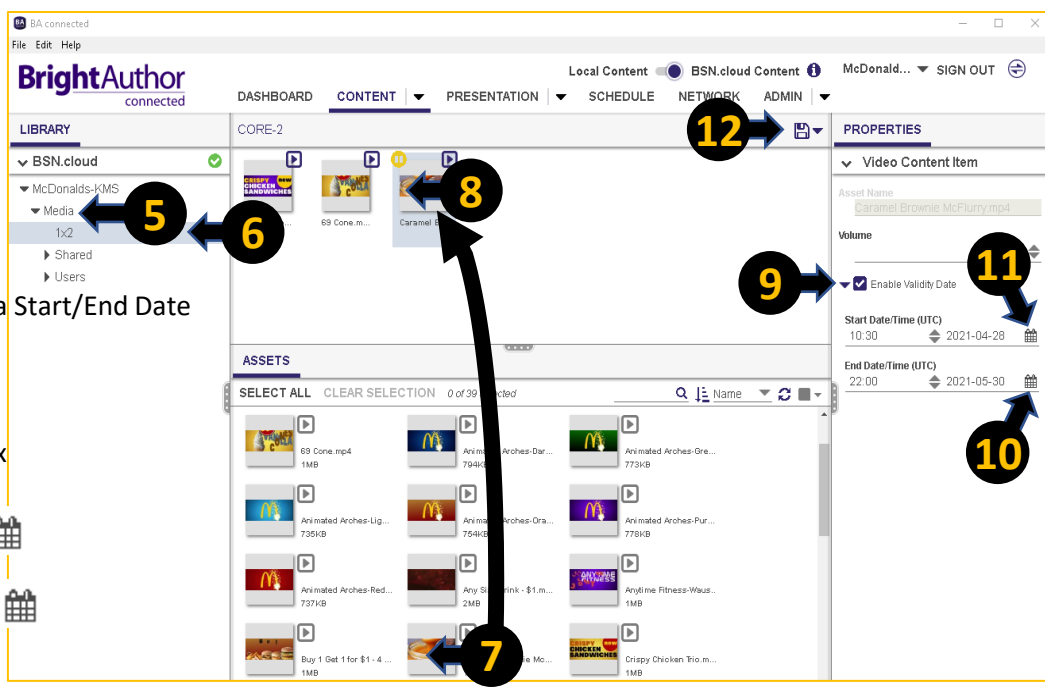
OPEN CORE-1 or CORE-2 DYNAMIC PLAYLIST

- 1 Single-Click on CONTENT
 - 2 Single-Click on Components
 - 3 Single-Click on Dynamic Playlists
 - 4 Double-Click on CORE-1 or CORE-2
- NOTE:**
CORE-1 Plays 24x7
CORE-2 Plays Primetime

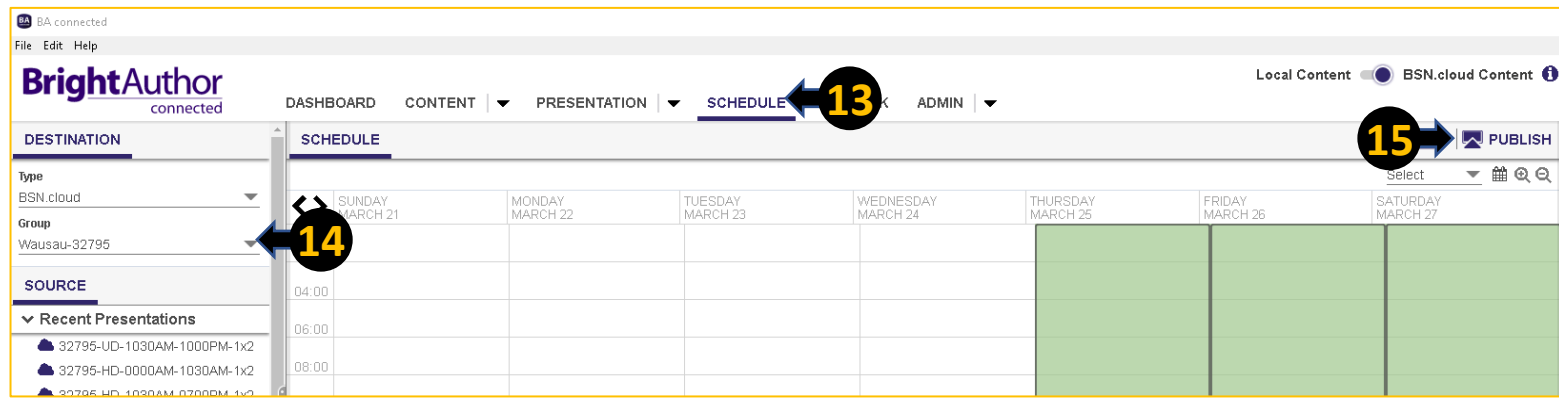


ADD MEDIA TO CORE-1 or CORE-2 & SET VALIDITY DATES

- NOTE: Need to do Steps 1-4 First
- 5 Single-Click on Media
 - 6 Single-Click on 1x2
 - 7 Drag New Media to CORE-1 or CORE-2
- NOTE: Only Do Steps 8-11 If Media Requires a Start/End Date



PUBLISH TO SIGN



- 13 Single-Click on SCHEDULE and Accept Save Warnings
- 14 Select Wausau-32795 Sign
- 15 Single Click on PUBLISH

